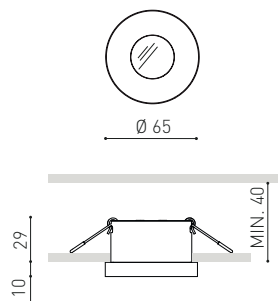




DIMENSIONS



AWARDS

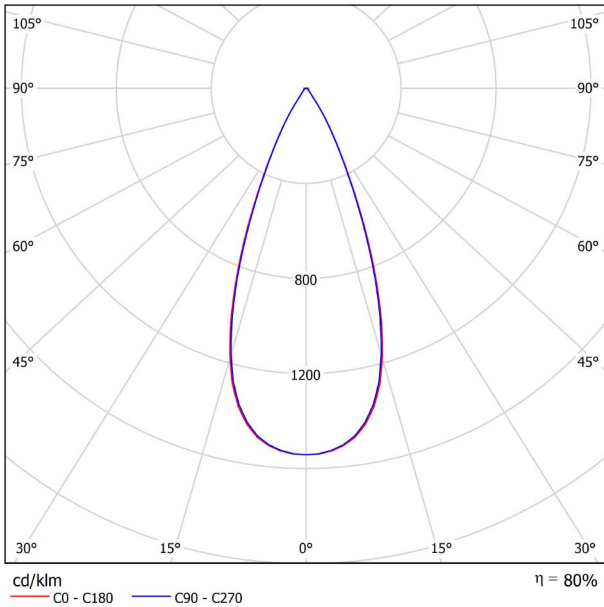


Name	PUCK RECESSED S 3000K NT
Reference	A3130011NT
Color	Textured black
Power of the system	9005
Category	CEILING RECESSED
<b>PRODUCT</b>	
Light source	LED
Gross luminous flux	700 Lm
Power	5 W
Power values of the system	6,67 W
Colour temperature	3000 K
Colour Rendering Index	CRI>90
Chromatic stability	Mac Adam Step 2
Light beam angle	42°
Unified Glare Rating	UGR<19
Lighting efficiency	80%
Efficacy	140 Lm/W
Current intensity	150 mA
Dimming	No Dim - Other DIM, please consult
Control through bluetooth	Please Consult
Driver	Included - Connected
Emergency power supply	Please Consult
Electrical insulation class	□
Voltage	220 V/240 V
Frequency	50/60 Hz
Energy efficiency	A++
LED lifespan	L80B10 (Tj=85°C) >60.000h
<b>LIGHTING INFORMATION</b>	
Ingress Protection	IP20 - IP 54, please consult
Recess measurements	Ø59 mm.
Weight	193 g.
Packaged weight	235 g.
Packaging dimensions	139 x 133 x 59 mm.
Units per package	1
Materials	Aluminium / Optical Glass
<b>OTHER DATA</b>	

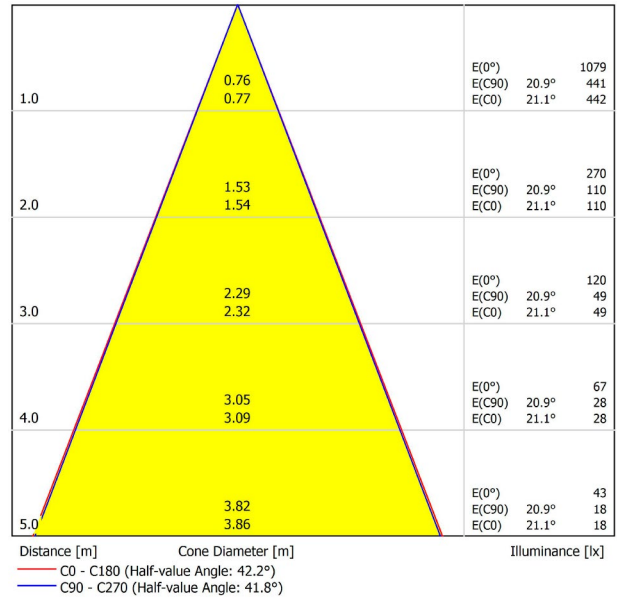


Puck Recessed is the Puck version for recessed applications. Puck Recessed aims to fulfill the functions of general lighting. Its discreet presence takes the shape of a circular piece, totally made of aluminium, with a slight rounded slant to hold the light source back a few centimetres.

POLAR DIAGRAM



CONICAL DIAGRAM



UGR

Glare Evaluation According to UGR													
ρ Ceiling	70	70	50	50	30	70	70	50	50	30			
ρ Walls	50	30	50	30	30	50	30	50	30	30			
ρ Floor	20	20	20	20	20	20	20	20	20	20			
Room Size		Viewing direction at right angles to lamp axis					Viewing direction parallel to lamp axis						
X	Y	2H	3H	4H	6H	8H	12H	2H	3H	4H	6H	8H	12H
2H	2H	7.8	8.5	8.1	8.7	8.9	8.2	8.9	8.5	9.1	9.3	11.6	12.2
3H	3H	11.1	11.7	11.4	12.0	12.2	11.6	12.2	11.9	12.4	12.7	14.1	14.5
4H	4H	12.4	13.0	12.7	13.2	13.5	12.8	13.4	13.1	13.7	13.9	15.1	15.5
6H	6H	13.6	14.1	13.9	14.4	14.7	13.9	14.4	14.2	14.7	15.0	16.0	16.4
8H	8H	14.3	14.9	14.7	15.2	15.5	14.6	15.1	14.9	15.4	15.7	16.6	17.2
12H	12H	15.0	15.5	15.4	15.8	16.1	15.3	15.8	15.6	16.1	16.4	17.3	17.6
4H	2H	8.7	9.3	9.0	9.6	9.8	9.0	9.6	9.3	9.8	10.1	12.7	13.2
3H	3H	12.4	12.9	12.7	13.2	13.5	12.7	13.2	13.1	13.5	13.9	14.1	14.5
4H	4H	13.8	14.2	14.1	14.5	14.9	14.1	14.5	14.5	14.9	15.2	15.3	15.6
6H	6H	15.1	15.4	15.5	15.8	16.2	15.3	15.6	15.7	16.0	16.4	16.1	16.4
8H	8H	16.0	16.3	16.4	16.7	17.1	16.1	16.4	16.5	16.8	17.2	16.9	17.2
12H	12H	16.7	17.0	17.2	17.4	17.8	16.9	17.2	17.3	17.6	18.0	18.0	18.2
8H	4H	14.3	14.7	14.8	15.1	15.5	14.6	14.9	15.0	15.3	15.7	16.1	16.3
6H	6H	15.9	16.2	16.4	16.6	17.0	16.1	16.3	16.5	16.7	17.2	17.1	17.3
8H	8H	17.0	17.2	17.4	17.6	18.1	17.1	17.3	17.6	17.7	18.2	18.0	18.2
12H	12H	17.9	18.1	18.4	18.5	19.0	18.0	18.2	18.5	18.7	19.2	17.4	17.6
12H	4H	14.5	14.7	14.9	15.1	15.6	14.7	15.0	15.1	15.4	15.8	16.3	16.5
6H	6H	16.2	16.4	16.6	16.8	17.3	16.3	16.5	16.8	16.9	17.4	17.4	17.6
8H	8H	17.3	17.5	17.8	17.9	18.4	17.4	17.6	17.9	18.0	18.5	18.0	18.2
Variation of the observer position for the luminaire distances S													
S = 1.0H	+1.3 / -0.4					+1.2 / -0.4							
S = 1.5H	+2.7 / -0.7					+2.5 / -0.7							
S = 2.0H	+4.1 / -0.9					+4.0 / -0.9							
Standard table		BK07					BK07						
Correction Summand		0.5					0.6						
Corrected Glare Indices referring to 700lm Total Luminous Flux													